



2013

**Round 4 & 5 : Sydney Motorsports Park : August 1 - 4****SUPERSPORT****Round 5 - Race 2**

Date: 04/08/13
 Event: R29
 Weather: Mostly cloudy - Temp: 17.9C
 Track: Dry - Temp: 27.3C

Started at: 15:26:40
 Laps: 12
 Starters: 20
 Printed at: 21:29

AMENDED CLASSIFICATION

Pos	No	Gr	Name	Machine	Laps	Race Time	Behind	Fastest Lap	On Lap	Top Speed
1	64	B	Aaron MORRIS (NSW) / Maxima Yamaha / Ohlins / Arrow / Pirelli / RK Bell / Alpine Stars	Yamaha YZF-R6	12	18:58.784		1:33.665	7	271
2	41	C	Aiden WAGNER (QLD) / YRD / XXX Rated Suspension / Wagner Soil Testing	Yamaha YZF-R6	12	18:58.821	.037	1:33.864	6	257
3	78	B	Michael BLAIR (NSW) / YRD / Blair Build / M & C Plant / Campbells Building Materials	Yamaha YZF-R6	12	19:04.206	5.422	1:34.471	7	260
4	2	A	Daniel FALZON (SA) / Yamaha / Catterpillar EPSA / Yamaha	Yamaha YZF-R6	12	19:06.287	7.503	1:34.449	8	267
5	82	A	Chris QUINN (NSW) / Coopers Pale Ale Yamaha / Holmes Extractive Resources	Yamaha YZF-R6	12	19:13.209	14.425	1:34.835	4	267
6	83	B	Kyle BUCKLEY (QLD) / Motorcycle Accessory Shop / Yamaha / YRD / xxx Rated Susp. / LAE Racing	Yamaha YZF-R6	12	19:13.604	14.820	1:35.254	10	260
7	96	A	Aaron GOBERT (NSW) / Wet 4 U Kawasaki / Bell / Alpinestar / Boulistic / Dunlop	Kawasaki ZX6R	12	19:15.636	16.852	1:35.070	4	260
8	18	D	Mohd RAMDAN (MAL) / Team Petronas AHM Malaysia	Yamaha YZF-R6	12	19:16.644	17.860	1:35.139	4	267
9	69	A	Michael LOCKART (NSW) / EPL International / Amorini / Armstrong Consulting / Kawasaki	Kawasaki ZX6R	12	19:28.699	29.915	1:36.310	10	254
10	52	A	Ryan TAYLOR (VIC) / Yamaha / Pirelli / Motul / YRD / SW Racing	Yamaha YZF-R6	12	19:40.191	41.407	1:36.744	3	257
11	66	B	Aaiden COOTE (WA) / SP Racing / MSC Safe Co / Motorcycle Panel & Paint / SK Mining Serv.	Honda CBR RR	12	19:40.325	41.541	1:37.003	12	260
12	50	B	Callum SPRIGGS (QLD) / YRD / Allsite Concrete Cutting / XXX Rated Suspensions	Yamaha YZF-R6	12	19:46.228	47.444	1:35.036	4	239
13	65	C	Hudson PITT (SA) / Hudson Pitt / Hyperfert / Underground Designs / All Bake Services	Suzuki GSX-R	12	19:47.484	48.700	1:37.222	3	264
14	58	B	Anthony QUINN (NSW) / Coopers Pale Ale Yamaha / Holmes Extractive Resources	Yamaha YZF-R6	12	20:02.743	1:03.959	1:38.867	12	254
15	24		Daniel MAYES (QLD)	Suzuki GSX-R	12	20:03.070	1:04.286	1:38.740	12	251
16	53	B	Mason COOTE (WA) / Dynoverks Racing / MSC Safe Co / Radmix / Dyno Verks / SP Racing	Yamaha YZF-R6	12	20:06.052	1:07.268	1:34.353	4	260

Chief Time Keeper - Scott Laing

Clerk of Course - Tom Williams




Computime Race Timing Systems Pty Ltd © 1996

Licensed to Computime Race Timing Systems

www.computime.com.au**COMPUTIME RACE TIMING SYSTEMS PTY LTD**

9 Timber Lane, Glen Waverley, Vic 3150. Ph : 0418 17 13 17

E-mail : scott@computime.com.au



2013



SUPERBIKE CHAMPIONSHIPS

BROUGHT TO YOU BY



www.ma.org.au

**Round 4 & 5 : Sydney Motorsports Park : August 1 - 4****SUPERSPORT****Round 5 - Race 2**

Date: 04/08/13
 Event: R29
 Weather: Mostly cloudy - Temp: 17.9C
 Track: Dry - Temp: 27.3C

Started at: 15:26:40
 Laps: 12
 Starters: 20
 Printed at: 21:29

AMENDED CLASSIFICATION

Pos	No	Gr	Name	Machine	Laps	Race Time	Behind	Fastest Lap	On Lap	Top Speed
17	84	C	Thomas BRYDEN (NSW)	Yamaha YZF-R6	12	20:18.798	1:20.014	1:37.822	7	251
18	32	D	David ROUGHLEY (QLD) / Lismore Motorcycles / Tyres For Bikes / Mick's Fix / Arlen Ness	Yamaha YZF-R6	12	20:25.913	1:27.129	1:40.663	3	245
DSQ	97	C	Joshua CUMING (QLD) / Steve Vaughn / Fosters Ace Auto Repairs / Outback Jacks	Yamaha YZF-R6	12	20:02.832	1:04.048	1:38.620	2	257
DSQ	89		Anthony VILLELLA (QLD) / 2 wheels 'n' wear / Prime Clothing and Graphics	Suzuki GSX-R	12	20:26.311	1:27.527	1:40.454	10	245

Fastest Lap was 1:33.665 by Aaron MORRIS (NSW)

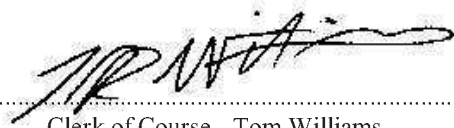
Current race lap record for SS class - 1:32.654 by Jamie STAUFFER (NSW) on a Yamaha YZF-R6 set on 16/03/08

*** No. 97 (Joshua CUMING) and 89 (Anthony VILLELLA) disqualified as a result of machine eligibility breach ***

The results are provisional until the end of the time limit for protests and appeals.



Chief Time Keeper - Scott Laing



Clerk of Course - Tom Williams




Computime Race Timing Systems Pty Ltd © 1996
 Licensed to Computime Race Timing Systems

www.computime.com.au

COMPUTIME RACE TIMING SYSTEMS PTY LTD

9 Timber Lane, Glen Waverley, Vic 3150. Ph : 0418 17 13 17

E-mail : scott@computime.com.au






2013

SUPERBIKE CHAMPIONSHIPS
BROUGHT TO YOU BY**Round 4 & 5 : Sydney Motorsports Park : August 1 - 4****SUPERSPORT****Round 5 - Race 2**Date: 04/08/13
Event: R29
Weather: Mostly cloudy - Temp: 17.9C
Track: Dry - Temp: 27.3CStarted at: 15:26:40
Laps: 12
Starters: 20
Printed at: 21:29**AMENDED LAP TIMES**

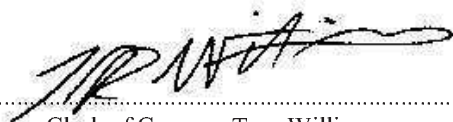
No	Name	Lap 1	Lap 2	Lap 3	Lap 4	Lap 5	Lap 6	Lap 7	Lap 8	Lap 9	Lap 10	Lap 11	Lap 12
2	Daniel FALZON (SA)	1:41.189	1:35.373	1:35.425	1:34.918	1:34.798	1:34.720	1:34.593	1:34.449	1:34.704	1:34.933	1:34.835	1:36.350
18	Mohd RAMDAN (MAL)	1:44.073	1:36.598	1:35.942	1:35.139	1:35.456	1:35.498	1:35.378	1:35.688	1:35.713	1:35.691	1:35.737	1:35.731
24	Daniel MAYES (QLD)	1:48.084	1:40.202	1:40.556	1:39.681	1:39.690	1:39.814	1:39.277	1:39.436	1:38.812	1:39.918	1:38.860	1:38.740
32	David ROUGHLEY (QLD)	1:49.437	1:41.364	1:40.663	1:41.600	1:41.609	1:41.997	1:41.348	1:42.371	1:41.460	1:41.200	1:41.178	1:41.686
41	Aiden WAGNER (QLD)	1:40.708	1:35.493	1:35.228	1:34.200	1:34.071	1:33.864	1:33.884	1:34.019	1:34.792	1:34.025	1:34.536	1:34.001
50	Callum SPRIGGS (QLD)	1:40.183	2:09.100	1:35.711	1:35.036	1:35.203	1:35.834	1:36.121	1:36.222	1:35.411	1:35.716	1:35.837	1:35.854
52	Ryan TAYLOR (VIC)	1:42.967	1:36.803	1:36.744	1:37.138	1:38.239	1:37.614	1:37.471	1:38.167	1:39.894	1:38.112	1:38.341	1:38.701
53	Mason COOTE (WA)	1:42.978	1:36.126	1:35.272	1:34.353	2:18.953	1:37.151	1:36.291	1:37.304	1:36.645	1:37.030	1:36.949	1:37.000
58	Anthony QUINN (NSW)	1:47.451	1:39.520	1:39.164	1:39.190	1:39.641	1:39.731	1:39.946	1:40.425	1:39.770	1:39.967	1:39.071	1:38.867
64	Aaron MORRIS (NSW)	1:40.176	1:36.525	1:34.774	1:34.177	1:34.256	1:34.246	1:33.665	1:33.681	1:34.620	1:34.166	1:34.398	1:34.100
65	Hudson PITT (SA)	1:44.635	1:37.383	1:37.222	1:37.846	1:37.761	1:37.892	1:38.428	1:38.952	1:39.428	1:39.641	1:39.551	1:38.745
66	Aaiden COOTE (WA)	1:44.287	1:37.215	1:37.610	1:38.132	1:37.932	1:37.743	1:37.708	1:38.077	1:38.405	1:38.002	1:38.211	1:37.003
69	Michael LOCKART (NSW)	1:43.915	1:36.527	1:36.681	1:36.535	1:37.055	1:36.917	1:36.622	1:36.626	1:37.043	1:36.310	1:36.637	1:37.831
78	Michael BLAIR (NSW)	1:40.162	1:35.929	1:35.333	1:35.372	1:34.836	1:34.656	1:34.471	1:34.563	1:34.628	1:34.652	1:34.738	1:34.866
82	Chris QUINN (NSW)	1:43.246	1:36.640	1:35.985	1:34.835	1:35.265	1:35.090	1:35.025	1:35.329	1:35.867	1:35.764	1:34.976	1:35.187
83	Kyle BUCKLEY (QLD)	1:42.603	1:36.103	1:35.463	1:35.339	1:35.437	1:35.380	1:35.505	1:35.299	1:35.759	1:35.254	1:35.551	1:35.911
84	Thomas BRYDEN (NSW)	1:46.051	2:08.309	1:40.063	1:37.897	1:38.314	1:38.730	1:37.822	1:38.117	1:37.876	1:38.390	1:38.180	1:39.049
89	Anthony VILLELLA (QLD)	1:48.884	1:41.286	1:41.200	1:42.406	1:41.361	1:41.797	1:41.384	1:42.172	1:41.960	1:40.454	1:41.461	1:41.946
96	Aaron GOBERT (NSW)	1:42.195	1:35.691	1:35.250	1:35.070	1:35.215	1:35.443	1:35.801	1:36.065	1:36.125	1:36.637	1:35.907	1:36.237
97	Joshua CUMING (QLD)	1:45.248	1:38.620	1:39.421	1:39.296	1:39.927	1:40.204	1:39.859	1:41.084	1:40.434	1:40.776	1:39.068	1:38.895

*** No. 97 (Joshua CUMING) and 89 (Anthony VILLELLA) disqualified as a result of machine eligibility breach ***


The results are provisional until the end of the time limit for protests and appeals.



Chief Time Keeper - Scott Laing



Clerk of Course - Tom Williams




Computime Race Timing Systems Pty Ltd © 1996

Licensed to Computime Race Timing Systems

www.computime.com.au**COMPUTIME RACE TIMING SYSTEMS PTY LTD**

9 Timber Lane, Glen Waverley, Vic 3150. Ph : 0418 17 13 17

E-mail : scott@computime.com.au



2013

SUPERBIKE CHAMPIONSHIPS
BROUGHT TO YOU BY**Round 4 & 5 : Sydney Motorsports Park : August 1 - 4****SUPERSPORT****Round 5 - Race 2**

Date: 04/08/13

Event: R29

Weather: Mostly cloudy - Temp: 17.9C

Track: Dry - Temp: 27.3C

Started at: 15:26:40

Laps: 12

Starters: 20

Printed at: 21:29

AMENDED SPLIT TIMES

Lap	Split 1	Split 2	Split 3	Lap Time	Speed	Lap	Split 1	Split 2	Split 3	Lap Time	Speed
2 Daniel FALZON (SA) (4th)						10	30.256	42.795	26.867	1:39.918	248
1	34.428	41.079	25.682	1:41.189	264	11	30.151	42.068	26.641	1:38.860	242
2	29.303	40.495	25.575	1:35.373	264	12	30.328	41.783	26.629	1:38.740	239
3	29.146	40.624	25.655	1:35.425	264	32 David ROUGHLEY (QLD) (18th)					
4	29.016	40.375	25.527	1:34.918	267	1	38.662	43.818	26.957	1:49.437	245
5	28.822	40.346	25.630	1:34.798	264	2	31.357	43.087	26.920	1:41.364	236
6	29.001	40.125	25.594	1:34.720	264	3	30.793	42.906	26.964	1:40.663	236
7	28.848	40.214	25.531	1:34.593	257	4	31.320	43.310	26.970	1:41.600	231
8	28.811	40.085	25.553	1:34.449	260	5	31.360	43.106	27.143	1:41.609	228
9	28.903	40.228	25.573	1:34.704	260	6	31.411	43.340	27.246	1:41.997	242
10	28.956	40.332	25.645	1:34.933	254	7	30.994	43.193	27.161	1:41.348	228
11	28.791	40.321	25.723	1:34.835	257	8	31.454	43.453	27.464	1:42.371	228
12	29.173	40.890	26.287	1:36.350	254	9	31.381	43.136	26.943	1:41.460	228
18 Mohd RAMDAN (MAL) (8th)						10	30.920	43.208	27.072	1:41.200	239
1	36.159	41.748	26.166	1:44.073	260	11	30.908	43.104	27.166	1:41.178	239
2	29.531	41.222	25.845	1:36.598	257	12	31.341	43.325	27.020	1:41.686	239
3	29.464	40.484	25.994	1:35.942	267	41 Aiden WAGNER (QLD) (2nd)					
4	28.892	40.382	25.865	1:35.139	257	1	34.603	40.371	25.734	1:40.708	257
5	29.130	40.419	25.907	1:35.456	239	2	29.430	40.224	25.839	1:35.493	257
6	29.174	40.434	25.890	1:35.498	239	3	29.397	40.242	25.589	1:35.228	236
7	29.125	40.365	25.888	1:35.378	245	4	28.591	39.894	25.715	1:34.200	242
8	29.183	40.492	26.013	1:35.688	248	5	28.858	39.562	25.651	1:34.071	245
9	29.195	40.475	26.043	1:35.713	251	6	28.520	39.769	25.575	1:33.864	257
10	29.113	40.492	26.086	1:35.691	236	7	28.553	39.651	25.680	1:33.884	248
11	29.190	40.560	25.987	1:35.737	236	8	28.612	39.659	25.748	1:34.019	245
12	29.137	40.614	25.980	1:35.731	257	9	28.885	40.303	25.604	1:34.792	251
24 Daniel MAYES (QLD) (15th)						10	28.713	39.832	25.480	1:34.025	257
1	37.152	43.903	27.029	1:48.084	251	11	29.004	40.051	25.481	1:34.536	248
2	30.609	42.533	27.060	1:40.202	245	12	28.494	40.069	25.438	1:34.001	239
3	30.846	42.546	27.164	1:40.556	245	50 Callum SPRIGGS (QLD) (12th)					
4	30.551	42.340	26.790	1:39.681	239	1	34.242	40.508	25.433	1:40.183	221
5	30.588	42.380	26.722	1:39.690	231	2	59.445	43.586	26.069	2:09.100	233
6	30.708	42.211	26.895	1:39.814	248	3	29.305	40.612	25.794	1:35.711	236
7	30.410	42.044	26.823	1:39.277	245	4	28.951	40.458	25.627	1:35.036	239
8	30.463	42.210	26.763	1:39.436	233	5	29.091	40.479	25.633	1:35.203	236
9	30.358	41.758	26.696	1:38.812	239						

Chief Time Keeper - Scott Laing

Clerk of Course - Tom Williams




Computime Race Timing Systems Pty Ltd © 1996

Licensed to Computime Race Timing Systems

www.computime.com.au**COMPUTIME RACE TIMING SYSTEMS PTY LTD**

9 Timber Lane, Glen Waverley, Vic 3150. Ph : 0418 17 13 17

E-mail : scott@computime.com.au



2013



Round 4 & 5 : Sydney Motorsports Park : August 1 - 4

SUPERSPORT

Round 5 - Race 2

Date: 04/08/13
 Event: R29
 Weather: Mostly cloudy - Temp: 17.9C
 Track: Dry - Temp: 27.3C

Started at: 15:26:40
 Laps: 12
 Starters: 20
 Printed at: 21:29

AMENDED SPLIT TIMES

Lap	Split 1	Split 2	Split 3	Lap Time	Speed	Lap	Split 1	Split 2	Split 3	Lap Time	Speed
6	29.359	40.587	25.888	1:35.834	239	2	30.514	42.154	26.852	1:39.520	251
7	28.885	40.656	26.580	1:36.121	221	3	30.447	42.070	26.647	1:39.164	251
8	29.015	41.374	25.833	1:36.222	239	4	30.382	42.112	26.696	1:39.190	254
9	28.936	40.647	25.828	1:35.411	236	5	30.718	42.149	26.774	1:39.641	251
10	29.144	40.831	25.741	1:35.716	239	6	30.621	42.336	26.774	1:39.731	245
11	28.887	40.964	25.986	1:35.837	239	7	30.732	42.363	26.851	1:39.946	248
12	29.104	40.851	25.899	1:35.854	221	8	30.720	42.902	26.803	1:40.425	248
						9	30.717	42.317	26.736	1:39.770	251
52 Ryan TAYLOR (VIC) (10th)						10	30.734	42.661	26.572	1:39.967	242
1	35.484	41.325	26.158	1:42.967	254	11	30.274	42.048	26.749	1:39.071	248
2	29.531	41.029	26.243	1:36.803	254	12	30.213	41.754	26.900	1:38.867	251
3	30.004	40.629	26.111	1:36.744	257						
4	29.739	41.039	26.360	1:37.138	257	64 Aaron MORRIS (NSW) (1st)					
5	30.800	41.151	26.288	1:38.239	257	1	33.962	40.516	25.698	1:40.176	271
6	29.880	41.404	26.330	1:37.614	254	2	30.770	40.197	25.558	1:36.525	257
7	29.532	41.392	26.547	1:37.471	248	3	29.035	40.240	25.499	1:34.774	245
8	29.926	41.330	26.911	1:38.167	254	4	28.749	39.853	25.575	1:34.177	257
9	30.225	42.747	26.922	1:39.894	245	5	28.597	40.059	25.600	1:34.256	254
10	30.033	41.582	26.497	1:38.112	248	6	28.752	39.855	25.639	1:34.246	248
11	30.147	41.379	26.815	1:38.341	251	7	28.331	39.772	25.562	1:33.665	254
12	30.082	42.059	26.560	1:38.701	251	8	28.469	39.704	25.508	1:33.681	260
						9	28.704	40.142	25.774	1:34.620	251
53 Mason COOTE (WA) (16th)						10	28.653	39.806	25.707	1:34.166	239
1	35.962	40.993	26.023	1:42.978	260	11	28.893	39.901	25.604	1:34.398	257
2	29.622	40.521	25.983	1:36.126	239	12	28.464	39.960	25.676	1:34.100	236
3	28.888	40.593	25.791	1:35.272	248						
4	28.780	39.979	25.594	1:34.353	257	65 Hudson PITT (SA) (13th)					
5	1:09.648	42.871	26.434	2:18.953	236	1	36.278	42.150	26.207	1:44.635	264
6	29.958	41.086	26.107	1:37.151	236	2	29.940	41.361	26.082	1:37.383	251
7	29.284	40.916	26.091	1:36.291	260	3	29.877	41.317	26.028	1:37.222	251
8	29.613	41.410	26.281	1:37.304	248	4	30.129	41.472	26.245	1:37.846	257
9	29.411	40.988	26.246	1:36.645	245	5	29.782	41.547	26.432	1:37.761	251
10	29.634	41.067	26.329	1:37.030	254	6	29.813	41.635	26.444	1:37.892	257
11	29.545	40.748	26.656	1:36.949	245	7	30.223	41.768	26.437	1:38.428	248
12	29.618	40.842	26.540	1:37.000	245	8	30.133	42.067	26.752	1:38.952	254
						9	30.307	42.340	26.781	1:39.428	245
58 Anthony QUINN (NSW) (14th)						10	30.411	42.382	26.848	1:39.641	248
1	37.547	43.134	26.770	1:47.451	248	11	30.106	42.419	27.026	1:39.551	254


Scott Laing
 Chief Time Keeper - Scott Laing

Tom Williams
 Clerk of Course - Tom Williams



Computime Race Timing Systems Pty Ltd © 1996
 Licensed to Computime Race Timing Systems
www.computime.com.au

COMPUTIME RACE TIMING SYSTEMS PTY LTD
 9 Timber Lane, Glen Waverley, Vic 3150. Ph : 0418 17 13 17
 E-mail : scott@computime.com.au





2013

SUPERBIKE CHAMPIONSHIPS
BROUGHT TO YOU BY**Round 4 & 5 : Sydney Motorsports Park : August 1 - 4****SUPERSPORT****Round 5 - Race 2**

Started at: 15:26:40

Laps: 12

Starters: 20

Printed at: 21:29

Date: 04/08/13

Event: R29

Weather: Mostly cloudy - Temp: 17.9C

Track: Dry - Temp: 27.3C

AMENDED SPLIT TIMES

Lap	Split 1	Split 2	Split 3	Lap Time	Speed	Lap	Split 1	Split 2	Split 3	Lap Time	Speed
12	29.903	41.995	26.847	1:38.745	251	8	28.792	<u>40.040</u>	25.731	1:34.563	260
						9	28.789	40.130	25.709	1:34.628	254
66 Aaiden COOTE (WA) (11th)						10	28.712	40.140	25.800	1:34.652	254
1	36.108	42.006	26.173	1:44.287	260	11	28.808	40.047	25.883	1:34.738	254
2	29.700	41.383	26.132	1:37.215	251	12	28.925	40.074	25.867	1:34.866	254
3	29.824	41.582	26.204	1:37.610	231						
4	30.053	41.834	26.245	1:38.132	257	82 Chris QUINN (NSW) (5th)					
5	29.835	41.802	26.295	1:37.932	245	1	35.779	41.529	25.938	1:43.246	257
6	29.648	41.676	26.419	1:37.743	254	2	29.480	41.307	25.853	1:36.640	267
7	<u>29.585</u>	41.675	26.448	1:37.708	242	3	29.760	40.386	25.839	1:35.985	251
8	29.918	41.693	26.466	1:38.077	236	4	<u>28.873</u>	<u>40.214</u>	25.748	<u>1:34.835</u>	257
9	30.192	41.600	26.613	1:38.405	231	5	28.994	40.441	25.830	1:35.265	251
10	30.010	41.528	26.464	1:38.002	248	6	28.904	40.279	25.907	1:35.090	254
11	29.989	41.647	26.575	1:38.211	251	7	28.949	40.362	<u>25.714</u>	1:35.025	239
12	29.748	<u>41.145</u>	<u>26.110</u>	<u>1:37.003</u>	254	8	29.042	40.498	25.789	1:35.329	257
						9	29.095	40.689	26.083	1:35.867	254
69 Michael LOCKART (NSW) (9th)						10	29.306	40.642	25.816	1:35.764	251
1	35.904	41.943	26.068	1:43.915	251	11	28.888	40.223	25.865	1:34.976	251
2	29.573	41.194	<u>25.760</u>	1:36.527	254	12	28.952	40.271	25.964	1:35.187	248
3	29.613	41.149	25.919	1:36.681	245						
4	29.484	41.030	26.021	1:36.535	242	83 Kyle BUCKLEY (QLD) (6th)					
5	30.138	40.999	25.918	1:37.055	236	1	35.340	41.311	25.952	1:42.603	239
6	29.674	41.111	26.132	1:36.917	236	2	29.463	40.899	25.741	1:36.103	242
7	29.485	41.115	26.022	1:36.622	239	3	29.198	40.590	<u>25.675</u>	1:35.463	242
8	29.497	41.028	26.101	1:36.626	248	4	<u>28.892</u>	40.748	25.699	1:35.339	242
9	29.743	41.104	26.196	1:37.043	242	5	29.066	40.633	25.738	1:35.437	239
10	29.606	<u>40.802</u>	25.902	<u>1:36.310</u>	236	6	29.117	40.503	25.760	1:35.380	257
11	<u>29.331</u>	41.127	26.179	1:36.637	231	7	29.219	40.558	25.728	1:35.505	242
12	29.602	41.899	26.330	1:37.831	239	8	29.007	40.524	25.768	1:35.299	248
						9	29.144	40.688	25.927	1:35.759	260
78 Michael BLAIR (NSW) (3rd)						10	29.035	<u>40.401</u>	25.818	<u>1:35.254</u>	251
1	33.782	40.464	25.916	1:40.162	251	11	29.044	40.656	25.851	1:35.551	254
2	29.671	40.423	25.835	1:35.929	251	12	29.389	40.727	25.795	1:35.911	239
3	29.179	40.375	25.779	1:35.333	257						
4	29.396	40.337	<u>25.639</u>	1:35.372	257	84 Thomas BRYDEN (NSW) (17th)					
5	28.730	40.344	25.762	1:34.836	254	1	36.761	42.684	26.606	1:46.051	251
6	28.813	40.146	25.697	1:34.656	254	2	52.070	48.814	27.425	2:08.309	239
7	<u>28.571</u>	40.171	25.729	<u>1:34.471</u>	251	3	30.844	42.518	26.701	1:40.063	251

Scott Laing
 Chief Time Keeper - Scott Laing

Tom Williams
 Clerk of Course - Tom Williams




Computime Race Timing Systems Pty Ltd © 1996

Licensed to Computime Race Timing Systems

www.computime.com.au**COMPUTIME RACE TIMING SYSTEMS PTY LTD**

9 Timber Lane, Glen Waverley, Vic 3150. Ph : 0418 17 13 17

E-mail : scott@computime.com.au



2013



SUPERBIKE CHAMPIONSHIPS

BROUGHT TO YOU BY



www.ma.org.au

**Round 4 & 5 : Sydney Motorsports Park : August 1 - 4****SUPERSPORT****Round 5 - Race 2**

Date: 04/08/13
 Event: R29
 Weather: Mostly cloudy - Temp: 17.9C
 Track: Dry - Temp: 27.3C

Started at: 15:26:40
 Laps: 12
 Starters: 20
 Printed at: 21:29

AMENDED SPLIT TIMES

Lap	Split 1	Split 2	Split 3	Lap Time	Speed	Lap	Split 1	Split 2	Split 3	Lap Time	Speed
4	29.980	41.532	26.385	1:37.897	239	3	28.982	40.415	25.853	1:35.250	257
5	29.954	41.877	26.483	1:38.314	251	4	28.830	40.416	25.824	1:35.070	248
6	30.133	42.135	26.462	1:38.730	248	5	28.868	40.438	25.909	1:35.215	245
7	29.967	41.514	26.341	1:37.822	245	6	28.976	40.546	25.921	1:35.443	233
8	29.779	41.858	26.480	1:38.117	248	7	29.025	40.651	26.125	1:35.801	239
9	29.897	41.766	26.213	1:37.876	251	8	29.045	40.864	26.156	1:36.065	233
10	29.997	41.990	26.403	1:38.390	245	9	29.189	40.770	26.166	1:36.125	239
11	29.912	41.840	26.428	1:38.180	251	10	29.434	41.131	26.072	1:36.637	239
12	30.257	42.013	26.779	1:39.049	245	11	28.920	40.910	26.077	1:35.907	239
						12	29.224	40.885	26.128	1:36.237	254
89 Anthony VILLELLA (QLD) (DSQ)						97 Joshua CUMING (QLD) (DSQ)					
1	38.144	43.334	27.406	1:48.884	239	1	36.564	42.343	26.341	1:45.248	257
2	31.179	42.696	27.411	1:41.286	233	2	30.132	42.028	26.460	1:38.620	251
3	31.071	42.774	27.355	1:41.200	245	3	30.246	42.415	26.760	1:39.421	245
4	31.648	43.189	27.569	1:42.406	236	4	29.964	42.485	26.847	1:39.296	242
5	31.122	42.818	27.421	1:41.361	242	5	30.629	42.380	26.918	1:39.927	239
6	31.229	43.185	27.383	1:41.797	242	6	30.408	43.074	26.722	1:40.204	248
7	30.875	43.149	27.360	1:41.384	242	7	30.515	42.603	26.741	1:39.859	245
8	31.261	43.504	27.407	1:42.172	242	8	30.581	43.202	27.301	1:41.084	236
9	31.548	42.951	27.461	1:41.960	239	9	30.753	42.762	26.919	1:40.434	236
10	30.506	42.978	26.970	1:40.454	236	10	31.154	43.167	26.455	1:40.776	254
11	31.934	42.367	27.160	1:41.461	245	11	30.437	42.065	26.566	1:39.068	239
12	31.394	43.288	27.264	1:41.946	239	12	30.372	41.700	26.823	1:38.895	231
96 Aaron GOBERT (NSW) (7th)											
1	35.176	41.056	25.963	1:42.195	254						
2	29.358	40.364	25.969	1:35.691	260						

*** No. 97 (Joshua CUMING) and 89 (Anthony VILLELLA) disqualified as a result of machine eligibility breach ***

The results are provisional until the end of the time limit for protests and appeals.

Scott Laing
 Chief Time Keeper - Scott Laing

Tom Williams
 Clerk of Course - Tom Williams




Computime Race Timing Systems Pty Ltd © 1996

Licensed to Computime Race Timing Systems

www.computime.com.au**COMPUTIME RACE TIMING SYSTEMS PTY LTD**

9 Timber Lane, Glen Waverley, Vic 3150. Ph : 0418 17 13 17

E-mail : scott@computime.com.au





2013



SUPERBIKE CHAMPIONSHIPS
BROUGHT TO YOU BY



Round 4 & 5 : Sydney Motorsports Park : August 1 - 4

SUPERSPORT

Round 5 - Race 2

Date: 04/08/13
Event: R29
Weather: Mostly cloudy - Temp: 17.9C
Track: Dry - Temp: 27.3C

Started at: 15:26:40
Laps: 12
Starters: 20
Printed at: 21:29

AMENDED FASTEST LAPS SEQUENCE

Lap	Race Pos	No	Name	Machine	Fastest Lap	On Lap
1	1	78	Michael BLAIR (NSW)	Yamaha YZF-R6	1:40.162	1
2	1	78	Michael BLAIR (NSW)	Yamaha YZF-R6	1:35.929	2
2	2	41	Aiden WAGNER (QLD)	Yamaha YZF-R6	1:35.493	2
2	3	2	Daniel FALZON (SA)	Yamaha YZF-R6	1:35.373	2
3	1	78	Michael BLAIR (NSW)	Yamaha YZF-R6	1:35.333	3
3	2	41	Aiden WAGNER (QLD)	Yamaha YZF-R6	1:35.228	3
3	3	64	Aaron MORRIS (NSW)	Yamaha YZF-R6	1:34.774	3
4	1	41	Aiden WAGNER (QLD)	Yamaha YZF-R6	1:34.200	4
4	2	64	Aaron MORRIS (NSW)	Yamaha YZF-R6	1:34.177	4
5	1	41	Aiden WAGNER (QLD)	Yamaha YZF-R6	1:34.071	5
6	1	41	Aiden WAGNER (QLD)	Yamaha YZF-R6	1:33.864	6
7	2	64	Aaron MORRIS (NSW)	Yamaha YZF-R6	1:33.665	7

*** No. 97 (Joshua CUMING) and 89 (Anthony VILLELLA) disqualified as a result of machine eligibility breach ***

The results are provisional until the end of the time limit for protests and appeals.

Chief Time Keeper - Scott Laing

Clerk of Course - Tom Williams




Computime Race Timing Systems Pty Ltd © 1996
Licensed to Computime Race Timing Systems

www.computime.com.au

COMPUTIME RACE TIMING SYSTEMS PTY LTD

9 Timber Lane, Glen Waverley, Vic 3150. Ph : 0418 17 13 17

E-mail : scott@computime.com.au





2013



SUPERBIKE CHAMPIONSHIPS

BROUGHT TO YOU BY



MOTORCYCLING AUSTRALIA
www.ma.org.au



Round 4 & 5 : Sydney Motorsports Park : August 1 - 4

SUPERSPORT

Round 5 - Race 2

Date: 04/08/13
Event: R29
Weather: Mostly cloudy - Temp: 17.9C
Track: Dry - Temp: 27.3C

Started at: 15:26:40
Laps: 12
Starters: 20
Printed at: 21:29

AMENDED LAP SHEET

No	Lap Time	Gap	No	Lap Time	Gap	No	Lap Time	Gap	No	Lap Time	Gap	No	Lap Time	Gap
Lap 1			53	1:36.126	3.013	58	1:39.164	14.711	41	1:34.071		69	1:36.917	14.066
78	1:40.162		52	1:36.803	3.679	24	1:40.556	17.418	64	1:34.256	.208	52	1:37.614	15.941
64	1:40.176	.014	82	1:36.640	3.795	89	1:41.200	19.946	78	1:34.836	1.932	65	1:37.892	19.175
50	1:40.183	.021	69	1:36.527	4.351	32	1:40.663	20.040	2	1:34.798	2.003	66	1:37.743	19.355
41	1:40.708	.546	18	1:36.598	4.580	50	1:35.711	33.570	96	1:35.215	3.721	97	1:40.204	29.152
2	1:41.189	1.027	66	1:37.215	5.411	84	1:40.063	42.999	83	1:35.437	5.245	58	1:39.731	31.133
96	1:42.195	2.033	65	1:37.383	5.927	Lap 4			82	1:35.265	6.271	24	1:39.814	34.463
83	1:42.603	2.441	97	1:38.620	7.777	41	1:34.200		18	1:35.456	7.508	50	1:35.834	37.503
52	1:42.967	2.805	58	1:39.520	10.880	64	1:34.177	.023	69	1:37.055	11.013	32	1:41.997	43.106
53	1:42.978	2.816	24	1:40.202	12.195	78	1:35.372	1.167	52	1:38.239	12.191	89	1:41.797	43.370
82	1:43.246	3.084	89	1:41.286	14.079	2	1:34.918	1.276	65	1:37.761	15.147	53	1:37.151	51.269
69	1:43.915	3.753	32	1:41.364	14.710	96	1:35.070	2.577	66	1:37.932	15.476	84	1:38.730	55.800
18	1:44.073	3.911	50	2:09.100	33.192	53	1:34.353	3.100	97	1:39.927	22.812	Lap 7		
66	1:44.287	4.125	84	2:08.309	38.269	83	1:35.339	3.879	58	1:39.641	25.266	41	1:33.884	
65	1:44.635	4.473	Lap 3			82	1:34.835	5.077	24	1:39.690	28.513	64	1:33.665	.371
97	1:45.248	5.086	78	1:35.333		18	1:35.139	6.123	32	1:41.609	34.973	78	1:34.471	3.311
84	1:46.051	5.889	41	1:35.228	.005	52	1:37.138	8.023	89	1:41.361	35.437	2	1:34.593	3.568
58	1:47.451	7.289	64	1:34.774	.051	69	1:36.535	8.029	50	1:35.203	35.533	96	1:35.801	7.217
24	1:48.084	7.922	2	1:35.425	.563	65	1:37.846	11.457	53	2:18.953	47.982	83	1:35.505	8.382
89	1:48.884	8.722	96	1:35.250	1.712	66	1:38.132	11.615	84	1:38.314	50.934	82	1:35.025	8.638
32	1:49.437	9.275	83	1:35.463	2.745	97	1:39.296	16.956	Lap 6			18	1:35.378	10.636
Lap 2			53	1:35.272	2.952	58	1:39.190	19.696	41	1:33.864		69	1:36.622	16.804
78	1:35.929		82	1:35.985	4.447	24	1:39.681	22.894	64	1:34.246	.590	52	1:37.471	19.528
41	1:35.493	.110	52	1:36.744	5.090	32	1:41.600	27.435	78	1:34.656	2.724	66	1:37.708	23.179
2	1:35.373	.471	18	1:35.942	5.189	89	1:42.406	28.147	2	1:34.720	2.859	65	1:38.428	23.719
64	1:36.525	.610	69	1:36.681	5.699	50	1:35.036	34.401	96	1:35.443	5.300	97	1:39.859	35.127
96	1:35.691	1.795	66	1:37.610	7.688	84	1:37.897	46.691	83	1:35.380	6.761	58	1:39.946	37.195
83	1:36.103	2.615	65	1:37.222	7.816	Lap 5			82	1:35.090	7.497	50	1:36.121	39.740
			97	1:39.421	11.865	18	1:35.498	9.142	24	1:39.277	39.856			

Chief Time Keeper - Scott Laing

Clerk of Course - Tom Williams




Computime Race Timing Systems Pty Ltd © 1996
Licensed to Computime Race Timing Systems

www.computime.com.au

COMPUTIME RACE TIMING SYSTEMS PTY LTD

9 Timber Lane, Glen Waverley, Vic 3150. Ph : 0418 17 13 17

E-mail : scott@computime.com.au





2013 QBE



Round 4 & 5 : Sydney Motorsports Park : August 1 - 4

SUPERSPORT

Round 5 - Race 2

Started at: 15:26:40

Date: 04/08/13

Event: R29

Laps: 12

Weather: Mostly cloudy - Temp: 17.9C

Starters: 20

Track: Dry - Temp: 27.3C

Printed at: 21:29

AMENDED LAP SHEET

No	Lap Time	Gap	No	Lap Time	Gap	No	Lap Time	Gap	No	Lap Time	Gap
32	1:41.348	50.570	78	1:34.628	3.830	66	1:38.002	34.827	32	1:41.178	1:19.543
89	1:41.384	50.870	2	1:34.704	4.049	65	1:39.641	38.904	89	1:41.461	1:19.681
53	1:36.291	53.676	96	1:36.125	10.735	50	1:35.716	44.253	Lap 12		
84	1:37.822	59.738	83	1:35.759	10.768	58	1:39.967	54.521	64	1:34.100	
Lap 8			82	1:35.867	11.162	97	1:40.776	54.585	41	1:34.001	.037
41	1:34.019		18	1:35.713	13.365	24	1:39.918	55.186	78	1:34.866	5.422
64	1:33.681	.033	69	1:37.043	21.801	53	1:37.030	1:01.819	2	1:36.350	7.503
78	1:34.563	3.855	52	1:39.894	28.917	84	1:38.390	1:11.285	82	1:35.187	14.425
2	1:34.449	3.998	66	1:38.405	30.989	89	1:40.454	1:12.620	83	1:35.911	14.820
96	1:36.065	9.263	65	1:39.428	33.427	32	1:41.200	1:12.765	96	1:36.237	16.852
83	1:35.299	9.662	50	1:35.411	42.701	Lap 11			18	1:35.731	17.860
82	1:35.329	9.948	97	1:40.434	47.973	64	1:34.398		69	1:37.831	29.915
18	1:35.688	12.305	58	1:39.770	48.718	41	1:34.536	.136	52	1:38.701	41.407
69	1:36.626	19.411	24	1:38.812	49.432	78	1:34.738	4.656	66	1:37.003	41.541
52	1:38.167	23.676	53	1:36.645	58.953	2	1:34.835	5.253	50	1:35.854	47.444
66	1:38.077	27.237	32	1:41.460	1:05.729	83	1:35.551	13.009	65	1:38.745	48.700
65	1:38.952	28.652	89	1:41.960	1:06.330	82	1:34.976	13.338	58	1:38.867	1:03.959
50	1:36.222	41.943	84	1:37.876	1:07.059	96	1:35.907	14.715	97	1:38.895	1:04.048
97	1:41.084	42.192	Lap 10			18	1:35.737	16.229	24	1:38.740	1:04.286
58	1:40.425	43.601	41	1:34.025		69	1:36.637	26.184	53	1:37.000	1:07.268
24	1:39.436	45.273	64	1:34.166	.002	52	1:38.341	36.806	84	1:39.049	1:20.014
53	1:37.304	56.961	78	1:34.652	4.318	66	1:38.211	38.638	32	1:41.686	1:27.129
32	1:42.371	58.922	2	1:34.933	4.818	65	1:39.551	44.055	89	1:41.946	1:27.527
89	1:42.172	59.023	83	1:35.254	11.858	50	1:35.837	45.690			
84	1:38.117	1:03.836	82	1:35.764	12.762	58	1:39.071	59.192			
Lap 9			96	1:36.637	13.208	97	1:39.068	59.253			
64	1:34.620		18	1:35.691	14.892	24	1:38.860	59.646			
41	1:34.792	.139	69	1:36.310	23.947	53	1:36.949	1:04.368			
			52	1:38.112	32.865	84	1:38.180	1:15.065			

*** No. 97 (Joshua CUMING) and 89 (Anthony VILLELLA) disqualified as a result of machine eligibility breach ***


The results are provisional until the end of the time limit for protests and appeals.

Scott Laing
Chief Time Keeper - Scott Laing

Tom Williams
Clerk of Course - Tom Williams



Computime Race Timing Systems Pty Ltd © 1996
Licensed to Computime Race Timing Systems
www.computime.com.au
COMPUTIME RACE TIMING SYSTEMS PTY LTD
9 Timber Lane, Glen Waverley, Vic 3150. Ph : 0418 17 13 17
E-mail : scott@computime.com.au





2013



SUPERBIKE CHAMPIONSHIPS

BROUGHT TO YOU BY



MOTORCYCLING AUSTRALIA
www.ma.org.au



Round 4 & 5 : Sydney Motorsports Park : August 1 - 4

SUPERSPORT

Round 5 - Race 2

Date: 04/08/13
Event: R29
Weather: Mostly cloudy - Temp: 17.9C
Track: Dry - Temp: 27.3C

Started at: 15:26:40
Laps: 12
Starters: 20
Printed at: 21:29

AMENDED LAP CHART

Grid	1	2	3	4	5	6	7	8	9	10	11	12
2	78	78	78	41	41	41	41	41	64	41	64	64
41	64	41	41	64	64	64	64	64	41	64	41	41
78	50	2	64	78	78	78	78	78	78	78	78	78
64	41	64	2	2	2	2	2	2	2	2	2	2
50	2	96	96	96	96	96	96	96	96	83	83	82
83	96	83	83	53	83	83	83	83	83	82	82	83
52	83	53	53	83	82	82	82	82	82	96	96	96
96	52	52	82	82	18	18	18	18	18	18	18	18
82	53	82	52	18	69	69	69	69	69	69	69	69
53	82	69	18	52	52	52	52	52	52	52	52	52
59	69	18	69	69	65	65	66	66	66	66	66	66
69	18	66	66	65	66	66	65	65	65	65	65	50
84	66	65	65	66	97	97	97	50	50	50	50	65
18	65	97	97	97	58	58	58	97	97	58	58	58
65	97	58	58	58	24	24	50	58	58	97	97	97
66	84	24	24	24	32	50	24	24	24	24	24	24
68	58	89	89	32	89	32	32	53	53	53	53	53
97	24	32	32	89	50	89	89	32	32	84	84	84
58	89	50	50	50	53	53	53	89	89	89	32	32
81	32	84	84	84	84	84	84	84	84	32	89	89
24												
89												
32												

*** No. 97 (Joshua CUMING) and 89 (Anthony VILLELLA) disqualified as a result of machine eligibility breach ***

The results are provisional until the end of the time limit for protests and appeals.

Chief Time Keeper - Scott Laing

Clerk of Course - Tom Williams



Computime Race Timing Systems Pty Ltd © 1996


Licensed to Computime Race Timing Systems

www.computime.com.au

COMPUTIME RACE TIMING SYSTEMS PTY LTD

9 Timber Lane, Glen Waverley, Vic 3150. Ph : 0418 17 13 17

E-mail : scott@computime.com.au





2013



SUPERBIKE CHAMPIONSHIPS

BROUGHT TO YOU BY



www.ma.org.au


**Round 4 & 5 : Sydney Motorsports Park : August 1 - 4****SUPERSPORT
AMENDED ROUND POINTS**AUSTRALIAN SUPERSPORT CHAMPIONSHIP - Overall & Privateers

Pos	No	Name	Rnd 5 Pole	Rnd 5 Race 1	Rnd 5 Race 2	Total
1		Aaron MORRIS (NSW)	0	25	25	50
2		Aiden WAGNER (QLD)	0	20	20	40
3		Daniel FALZON (SA)	1	18	17	36
4		Michael BLAIR (NSW)	0	16	18	34
5		Chris QUINN (NSW)	0	15	16	31
6		Kyle BUCKLEY (QLD)	0	13	15	28
7		Aaron GOBERT (NSW)	0	14	14	28
8		Callum SPRIGGS (QLD)	0	17	9	26
9		Mohd RAMDAN (MAL)	0	10	13	23
10		Michael LOCKART (NSW)	0	11	12	23
11		Ryan TAYLOR (VIC)	0	8	11	19
12		Aaiden COOTE (WA)	0	7	10	17
13		Mason COOTE (WA)	0	12	5	17
14		Hudson PITT (SA)	0	6	8	14
15		Anthony QUINN (NSW)	0	3	7	10
16		Thomas BRYDEN (NSW)	0	5	4	9
17		Luke BURGESS (QLD)	0	9	0	9
18		Daniel MAYES (QLD)	0	2	6	8
19		Joshua CUMING (QLD)	0	4	0	4
20		David ROUGHLEY (QLD)	0	0	3	3
21		Anthony VILLELLA (QLD)	0	1	0	1

AUSTRALIAN SUPERSPORT CHAMPIONSHIP - MANUFACTURERS

Pos	No	Name	Rnd 5 Pole	Rnd 5 Race 1	Rnd 5 Race 2	Total
1		Yamaha	1	166	163	330
2		Kawasaki	0	34	26	60
3		Suzuki	0	9	14	23
4		Honda	0	7	10	17


 Chief Time Keeper - Scott Laing



 Clerk of Course - Tom Williams


Computime Race Timing Systems Pty Ltd © 1996

Licensed to Computime Race Timing Systems

www.computime.com.au**COMPUTIME RACE TIMING SYSTEMS PTY LTD**

9 Timber Lane, Glen Waverley, Vic 3150. Ph : 0418 17 13 17

E-mail : scott@computime.com.au

Round 4 & 5 : Sydney Motorsports Park : August 1 - 4

SUPERSPORT AMENDED SERIES POINTS

AUSTRALIAN SUPERSPORT CHAMPIONSHIP - Overall & Privateers

Pos	No	Name	Rnd 1 WSBK	Rnd 3 Qld	Rnd 4 Syd MP	Rnd 5 Pole	Rnd 5 Race 1	Rnd 5 Race 2	Total
1		Daniel FALZON (SA)	43	37	42	1	18	17	158
2		Aaron MORRIS (NSW)	26	31	42	0	25	25	149
3		Michael BLAIR (NSW)	15	50	36	0	16	18	135
4		Chris QUINN (NSW)	40	31	28	0	15	16	130
5		Aiden WAGNER (QLD)	32	20	20	0	20	20	112
6		Callum SPRIGGS (QLD)	29	22	35	0	17	9	112
7		Ryan TAYLOR (VIC)	34	38	18	0	8	11	109
8		Aaron GOBERT (NSW)	28	10	25	0	14	14	91
9		Kyle BUCKLEY (QLD)	0	29	29	0	13	15	86
10		Michael LOCKART (NSW)	28	7	22	0	11	12	80
11		Luke BURGESS (QLD)	18	26	20	0	9	0	73
12		Mason COOTE (WA)	11	15	26	0	12	5	69
13		Hudson PITT (SA)	13	8	15	0	6	8	50
14		Mitch LEVY (NSW)	25	16	6	0	0	0	47
15		Alastair HOOGENBOEZEM (NZ)	21	24	0	0	0	0	45
16		Brendan CLARKE (QLD)	18	25	0	0	0	0	43
17		Mohd RAMDAN (MAL)	0	0	18	0	10	13	41
18		Anthony QUINN (NSW)	6	11	10	0	3	7	37
19		Thomas BRYDEN (NSW)	0	7	13	0	5	4	29
20		Aaiden COOTE (WA)	0	0	8	0	7	10	25
21		Daniel MAYES (QLD)	7	3	6	0	2	6	24
22		Joshua CUMING (QLD)	8	2	8	0	4	0	22
23		Anthony JONES (QLD)	0	13	0	0	0	0	13
24		Alex PHILLIS (VIC)	12	0	0	0	0	0	12
25		Brad SHAW (VIC)	8	0	0	0	0	0	8
26		Luke MARTIN (QLD)	0	7	0	0	0	0	7
27		David ROUGHLEY (QLD)	0	0	1	0	0	3	4
28		Chris PERINI (NSW)	0	0	4	0	0	0	4
29		David BUONOPANE (VIC)	4	0	0	0	0	0	4
30		Richard ELLIS (VIC)	3	0	0	0	0	0	3
31		Scott GAPPS (NSW)	3	0	0	0	0	0	3
32		Anthony VILLELLA (QLD)	0	0	1	0	1	0	2
33		Jarrold KOPPE (QLD)	0	1	0	0	0	0	1
34		Sam HERMEL (SA)	1	0	0	0	0	0	1

AUSTRALIAN SUPERSPORT CHAMPIONSHIP - MANUFACTURERS

Pos	No	Name	Rnd 1 WSBK	Rnd 3 Qld	Rnd 4 Syd MP	Rnd 5 Pole	Rnd 5 Race 1	Rnd 5 Race 2	Total
1		Yamaha	239	313	326	1	166	163	1208
2		Kawasaki	97	43	73	0	34	26	273
3		Suzuki	77	52	22	0	9	14	174
4		Honda	19	25	8	0	7	10	69
5		Triumph	0	0	4	0	0	0	4

Chief Time Keeper - Scott Laing

Clerk of Course - Tom Williams



Computime Race Timing Systems Pty Ltd © 1996

Licensed to Computime Race Timing Systems

www.computime.com.au

COMPUTIME RACE TIMING SYSTEMS PTY LTD

9 Timber Lane, Glen Waverley, Vic 3150. Ph : 0418 17 13 17

E-mail : scott@computime.com.au

